

# SUPERINTENDENT'S ANNUAL REPORT

Mr. John I. Ferguson



*Inspiring Excellence,  
Empowering Potential*

Scott County  
Public Schools

2016

# Message from the Superintendent



It is my pleasure to present to you the SCPS 2016 Superintendent's Annual Report. The goal of this publication is to report the significant accomplishments of the past school year and to provide an update on current activities. We are thankful to our parents, community leaders, and business partners for their involvement and support of Scott County Public Schools' students.

We are pleased that all Scott County Public Schools are fully accredited through the Virginia Department of Education and have met all of the Annual Measurable Objectives as outlined on the national level. The exceptional work of our students obtained Scott County the seventh overall ranking school division in pass rates on the VA Standards of Learning. Ranking seventh out of 132 school divisions is a true testament of the hard work of our students, parents, and staff members.

SCPS has talented staffs that are committed to *Inspiring Excellence and Empowering Potential*. Our educators, administrators, and staffs have made this a top priority and are committed to provide your child(ren) with the necessary tools for them to be successful.

John I. Ferguson,  
Superintendent

# Per Pupil Expenditure

2014 - 2015

SOURCES	3584.28 ADM	PER PUPIL EXPENDITURE
STATE FUNDS	\$22,391,979.69	\$6,247.27
SALES TAX	\$3,164,946.00	\$883.00
FEDERAL FUNDS	\$4,511,733.93	\$1,258.75
LOCAL FUNDS	\$7,037,361.64	\$1,963.39
<b>TOTAL SCHOOL OPERATING &amp; CAFETERIA FUND EXPENDITURES</b>	<b>\$37,106,021.26</b>	<b>\$10,352.41</b>

Actual

2015 - 2016

SOURCES	3540.08 ADM	PER PUPIL EXPENDITURE
STATE FUNDS	\$22,374,870.30	\$6,320.44
SALES TAX	\$3,201,373.94	\$904.32
FEDERAL FUNDS	\$3,521,877.74	\$994.85
LOCAL FUNDS	\$6,237,640.35	\$1,762.00
<b>TOTAL SCHOOL OPERATING &amp; CAFETERIA FUND EXPENDITURES</b>	<b>\$35,335,762.33</b>	<b>\$9,981.61</b>

Estimate

2016 - 2017

SOURCES	3,535 ADM	PER PUPIL EXPENDITURE
STATE FUNDS	\$23,708,871.00	\$6,706.89
SALES TAX	\$3,362,662.00	\$951.24
FEDERAL FUNDS	\$3,633,704.00	\$1,027.92
LOCAL FUNDS	\$6,419,763.00	\$1,816.05
<b>TOTAL SCHOOL OPERATING &amp; CAFETERIA FUND EXPENDITURES</b>	<b>\$37,125,000.00</b>	<b>\$10,502.12</b>

Projected

2010 - 2016

# Mission and Priorities

Scott County Public School Division

enables, inspires, and empowers students to achieve high academic standards, lead ethical lives, and become responsible citizens. Through a sustained commitment to education, SCPS Division aspires to establish a community of respectful, cooperative, and compassionate learners.

- Priority 1 SCPS will meet or exceed the high academic standards as outlined in the Standards of Accreditation and the Elementary and Secondary Education Act through scientific, research-based instructional strategies and assessments.
- Priority 2 SCPS will provide staff, resources, and direction to allow all students to reach their learning potential.
- Priority 3 SCPS will recruit, hire, train, retain, and develop quality teaching personnel, staff and administrators, who will be prepared and responsible for school improvement, increased student achievement and the development of life-long learning skills.
- Priority 4 SCPS will differentiate staff development needs as determined by surveys, SOL data, state mandates, and/or instructional specialization.
- Priority 5 SCPS will implement a foundation for life-long physical health, the guidance to develop emotional and self-confidence, respect for others, and the ability to engage in responsible behavior.
- Priority 6 SCPS will maintain a safe and disciplined environment conducive to student learning and employee effectiveness. All facilities will be student-centered, safe, attractive, accessible, and well-maintained; and the product of a well-formulated comprehensive plan to meet present, as well as future, educational needs.
- Priority 7 SCPS will maintain an alternative education which is in compliance with federal and state requirements by assisting students who may be at risk of failing to meet graduation requirements.
- Priority 8 SCPS will expand the number of students who enroll in career and technical education courses.
- Priority 9 SCPS will continue to expand the percentage of students who are enrolling in challenging coursework; including advanced placements, dual enrollment and the Governors' schools, to prepare all students for success as members of a global community and economy.
- Priority 10 SCPS will collaborate with all stakeholders and assure the public is adequately informed as to the condition and direction of the school system. We will promote student learning through the involvement of family, school, and community partnerships. These partnerships bring students, parents, principals, teachers, businesses, community groups, and others together to make education the highest public priority.

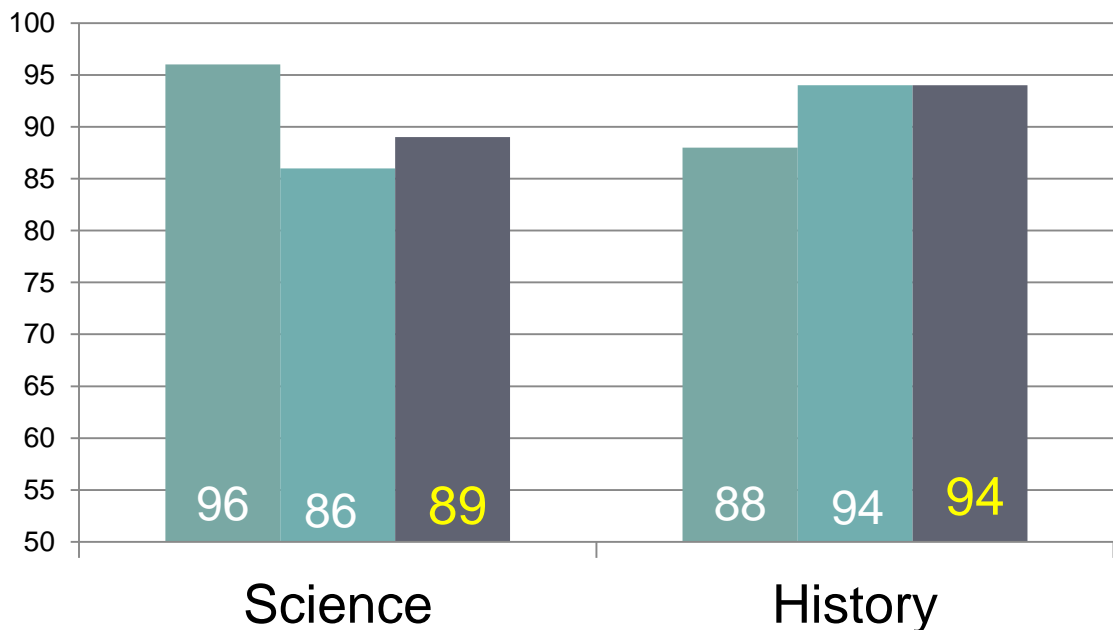
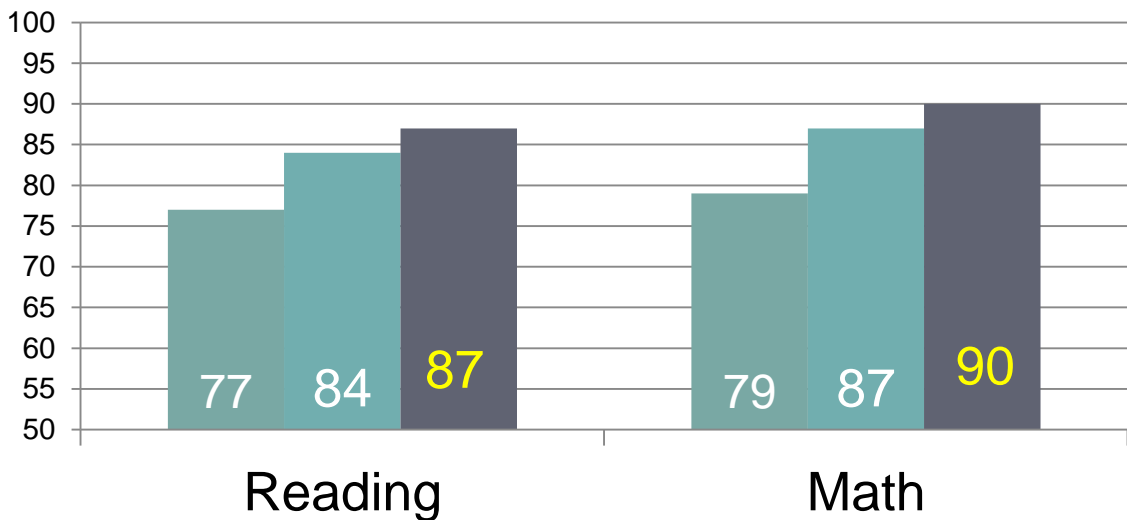


Tammy Quillen,  
Elementary Supervisor &  
Director of Testing



## Standard of Learning Assessments

■ 2013-14 ■ 2014-15 ■ 2015-16





# 2015-16 SOL Pass Rate by Test

Algebra I	87
Algebra II	97
Biology	90
Chemistry	83
Civics	89
Earth Sci	89
EOC Reading	93
EOC Writing	93
Geometry	94
Gr 3 Mathematics	93
Gr 3 Reading	89
Gr 4 Mathematics	97
Gr 4 Reading	94


Gr 5 Mathematics	87
Gr 5 Reading	87
Gr 5 Science	93
Gr 6 Math CAT	93
Gr 6 Reading	84
Gr 7 Mathematics	80
Gr 7 Reading	87
Gr 8 Math	85
Gr 8 Reading	76
Gr 8 Science	85
Gr 8 Writing	74
VA & US History	93
Virginia Studies	98
World Geography	93
World History	96

## SOL Pass Rate History

School Year	Pass Rate Overall	Ranking in Virginia
2015-2016	88.78%	7 <sup>th</sup>
2014-2015	85.94%	10 <sup>th</sup>
2013-2014	81.37%	22 <sup>nd</sup>
2012-2013	81.80%	19 <sup>th</sup>
2011-2012	88.77%	8 <sup>th</sup>
2010-2011	92.67%	5 <sup>th</sup>
2009-2010	95.09%	1 <sup>st</sup>
2008-2009	94.55%	1 <sup>st</sup>
2007-2008	92.70%	3 <sup>rd</sup>
2006-2007	90.44%	7 <sup>th</sup>
2005-2006	90.13%	4 <sup>th</sup>

## Pre-Kindergarten Program

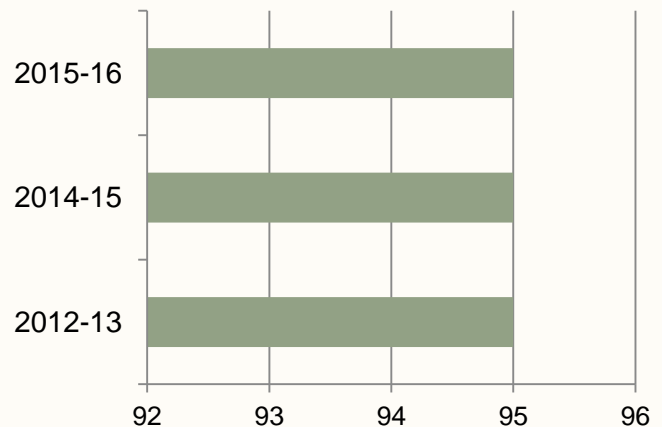
- 5 classrooms
  - Duffield Primary
  - Hilton Elementary
  - Nickelsville Elementary
  - Shoemaker Elementary
  - Weber City Elementary
- 79 students
- Uses Virginia's Foundation Blocks for Early Learning to guide the curriculum
- Supported by the Virginia Preschool Initiative



## Scott County Public School Statistics

- 3,456 students
- 3 high schools, 3 intermediate/middle schools, 7 elementary schools, 1 Career and Technical Center, and 1 Alternative Education Center
- 597 people employed; including Head Start
- 306 full time teachers and administrators
- \$38,125 annual ten-month salary

## Student Attendance Rate



Jason Smith,  
Supervisor of Personnel &  
Student Services



# Educate ALL Students







Brenda Robinette,  
*Supervisor of Middle Education  
and Special Education*

# Special Education

Scott County Public School Division pays special attention to the needs of children with disabilities. Every effort is made to educate all students in the “mainstream” of public education. The “Least Restrictive Environment” is considered for each child. To the maximum extent appropriate, students with disabilities are educated with students who are not disabled. Special classes, separate schooling, or other removal of students with disabilities from the regular educational environment occurs only when the nature or severity of the disability is such that education in regular classes with the use of supplementary aids and services cannot be achieved satisfactorily. It is recognized that a variety of special programs are necessary to service the range of complexity and severity of disabilities.

The following is a brief description of the various special education programs and services provided by Scott County Public Schools.

## Inclusion

- Serves students in the general curriculum who have a mild to moderate disability but who may need direct services from a special education teacher
- Team teaching with two certified teachers in the classroom, a general education teacher and a special education teacher

## Resource Classroom

- Serves Level I Students with Disabilities less than 50% of the day in a separate classroom
- Students generally have mild to moderate disabilities
- Students may either work in the regular classroom textbook or an alternate textbook and materials are generally presented on the students level of learning

## Monitored Classroom

- Serves students in the general curriculum who have a mild disability and only need minor accommodations/modifications
- Instruction is provided by the general education teacher
- Students are monitored at least every 9-weeks and more often if warranted
- If failure occurs, a meeting will be called immediately and appropriate placement will be discussed
- Collaboration between the general education teacher and the special education teacher

## Other Alternative Placements (for those students who need other special education programs)

- Homebound
- Home-based
- Homeschooled
- Hospital
- Alternative Education
- Consultative
- Private Day School
- Public and Private Day School
- Residential
- Combination of Programs Depending on the Needs of the Student

# **GIFTED EDUCATION**

The Scott County Academically Gifted Program is primarily composed of identified intellectually gifted students. Our identification procedure for admission includes the following items of assessment: (1) Review of academic progress, (2) Teacher checklist, (3) SAGE-2 Screening Assessment for Gifted Students, (4) OLSAT individual intelligence test, (5) SOL scores, (6) PALs scores (7) Assess Test, (8) Woodcock Johnson 111. The following is a brief description by grade levels of the services that are available for our identified students:


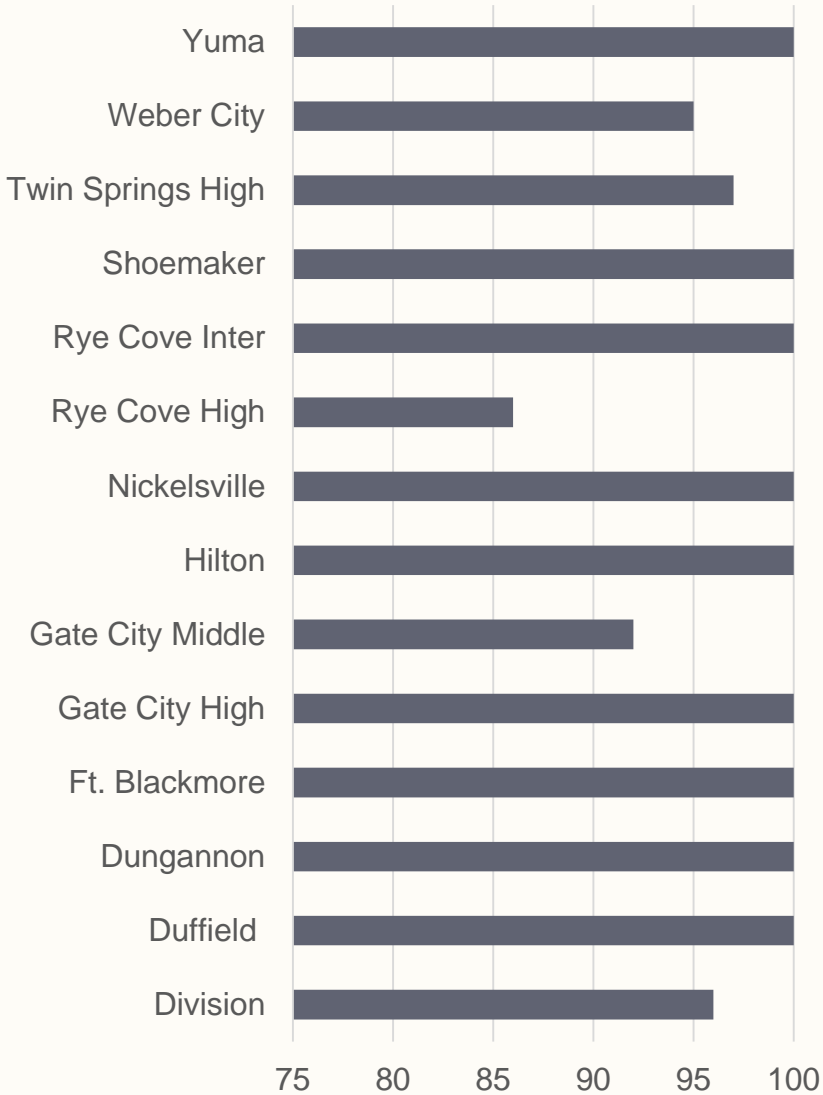
Primary Grades (K-7) there is in-class differentiation and a weekly enrichment pull-out class. We work on activities that enhance their logical and critical thinking skills as well as stimulating creativity. In the upcoming year we will be placing a new focus on helping students develop research skills to help them in future classroom settings.

Secondary (8-12) includes an Academically Gifted Education Plan of choice for Advanced Classes, Honors Classes, Dual-Enrollment Classes, Academic Competition Team (Grades 9-12), AIM Scholar Program, and/or Technology-Computer Based Challenges, Governor's School.

SCPS will be participating in "Promoting PLACE in Rural Schools" during the 2016-17 school year. This is a U.S. Department of Education grant awarded to the University of Virginia and Virginia Tech studies.. The program will include screening and evaluations of all second grade students.. The screening process completed in 2015-2016 has allowed us to serve more gifted students in SCPS. In the future this grant will provide valuable materials to our teachers to help meet the needs of gifted students.

The gifted program is another example of the dedication of the SCPS meeting the individual needs of all students. Our students find the gifted program both enjoyable and beneficial.


# Highly Qualified Educators & Professional Development







“It’s because of our teachers and the efforts the kids have put forth in preparing for these tests, that we had such an outstanding year. You can provide all the supplementary materials that you could ask for. But, it boils down to the teachers and their relationships with the students,”  
 Superintendent, John Ferguson







Physical Health &  
Responsible Behavior

Katrina Toole,  
School Division  
Psychologist



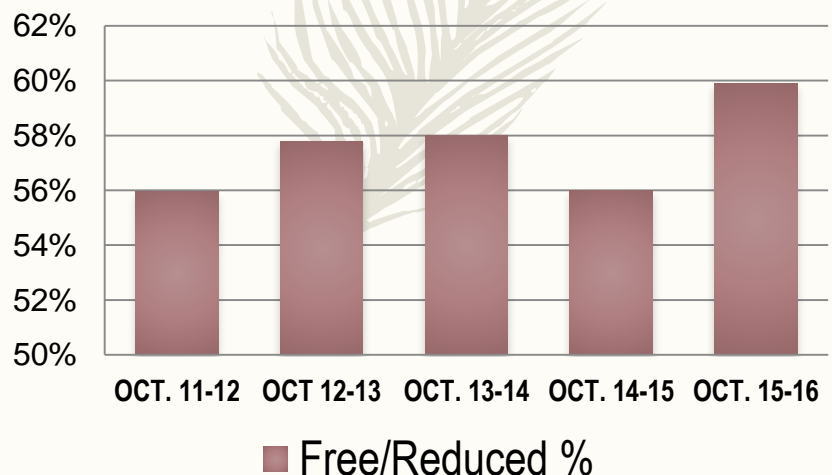
## SCHOOL PSYCHOLOGIST SERVICES

Services for all students provided by the school psychologist include but are not limited to:

- Assessment (including cognitive, academic achievement, interpersonal emotional and social functioning and sensory motor) to provide diagnostic impressions to help improve academic achievement.
- Prevention and intervention services including academic, behavioral, and mental health (to promote positive behaviors and assist with mental health counseling services)
- Consultation and collaboration with administrators, teachers, parents, and other medical and mental health professionals
- Practices to promote positive learning
- Special education services
- Crisis preparedness, response, and recovery
- Family-school-community collaboration
- Research and program evaluation
- Professional ethics and school law





## National School Lunch Program







## Safe Transportation & Buildings

 Approximately 2,000 students ride school buses in Scott County daily.

 An average bus travels almost 54 miles in a single day.

 Purchased 2 new buses

 The transportation department staff includes approximately 55 employees.

 The division spends over \$1,760,000 each year for pupil transportation



Gary Adams,  
Transportation  
Coordinator



# Clinic Care

Rachel Burke,  
School Nurse Coordinator



**Motto:** *Students must be healthy to be educated and educated to be healthy!*

**Mission Statement:**

*'Scott County Public School nurses will work to enhance the educational achievement for each student by promoting health and wellness within the schools and community'*

## Highlights:

- Scott County Public Schools is fortunate to have a nurse available in each school every day.
- With seven registered nurses, four licensed practical nurses, and one health care aid, our division currently staffs a total of twelve school health clinic personnel.
- **SCOTT COUNTY PUBLIC SCHOOL NURSES:**
  - Promote physical and mental health and wellness through daily nursing assessments.
  - Prevent and assist life threatening emergencies utilizing critical thinking skills.
  - Provide skilled nursing care to both students and staff, as well as case management and resource services to families within our community.
  - Provide health, dental, vision, and hearing screenings to all students.
  - Establish individualized care plans and medication regimens
  - Work collaboratively with local health departments, medical providers, and school personnel to promote student wellness and success within the classroom.
  - Participate in safety and crisis team management within our schools and community.
  - Work collaboratively with community resources on school health immunization programs

## Students with Physician Diagnosed Chronic Health Conditions

Total Number of students with Diabetes	Total Number of students with Asthma	Total Number of students with Seizure Disorder	Total Number of students with Life Threatening Allergies
<b>20</b>	<b>125</b>	<b>15</b>	<b>69</b>

## Student Clinic Encounters

SCHOOL YEAR	Estimated Total Number of students seen in school clinic BY THE SCHOOL NURSE	Estimated Total Number of students sent home BY THE SCHOOL NURSE	Estimated Total Number of students sent back to class BY THE SCHOOL NURSE	Estimated Total Number of students who experienced an emergency and assessed BY THE SCHOOL NURSE
2014-15	6, 425	1, 619	4, 806	17
2015-16	7.074	1,332	5,742	21

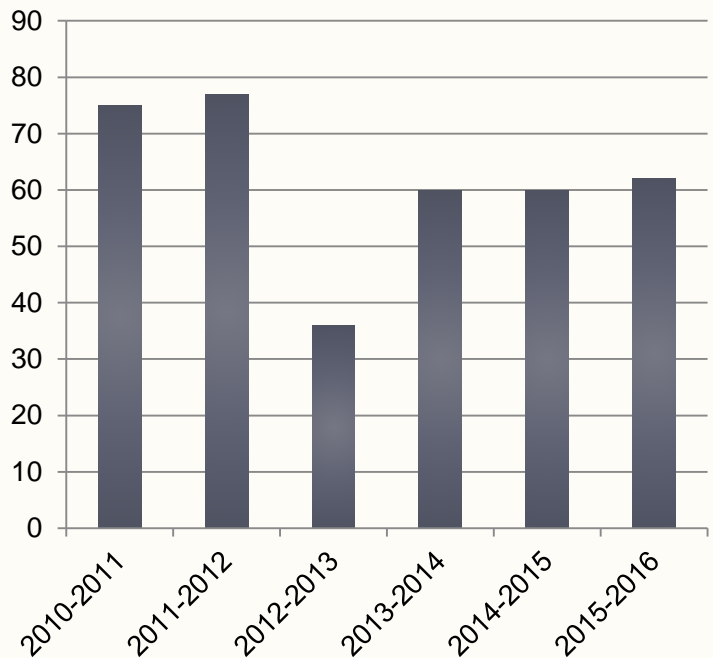


# ALTERNATIVE EDUCATION

The Renaissance Program was developed to positively affect the lives of students who are at-risk of dropping out of school because of multiple factors. Students who are enrolled in this program are expected to meet the same requirements as students who participate in the general curriculum.

The staff also serves students incarcerated in the Duffield Regional Jail.

Number Served at Renaissance Program



Debby Brickey,  
Technology Coordinator

## Technology Department



Scott County School's Technology Team is working on some new ventures to improve student learning. Specifically, Google Apps for Education and the Google Laptop-the Chromebook. So, What Is Google Apps for Education?

[Google Apps](#) is a collection of free online applications. These applications do not reside on the computer, itself, but rather they are accessed through a web browser. This is referred to as "working in the cloud."

The benefit of this structure allows flexibility in accessing documents and projects from any computer with Internet access. Staff and students can access their school documents from the lab, the classroom, the public library, and from home.

[Google Apps for Education](#) is Google Apps specifically tailored for educational institutions. Accounts are managed by the school district (not by Google) and advertisements are all turned off. Google Apps for Education allows school districts to reserve a special Google domain/area for their staff and students to create, collaborate, and share ideas online.



# BUILDING SERVICES



Scott County Schools Maintenance Department employees work each day to provide a good quality learning and working environment for all of the students, faculty, and staff in the division. With the age of the buildings ranging from 30-60 years old, maintenance employees complete numerous challenges daily to complete requested service repairs. The Maintenance Department also works with other departments in the division completing upgrades to support the common goal of creating a better learning environment to help students receive a quality education.

Along with the numerous daily work request and projects from all schools the Maintenance Department staff has been working to complete scheduled maintenance on all mechanical & electrical equipment in all schools. The majority of this work needed to be completed while students were not in the schools, therefore the department has been working shift work to complete the maintenance task on the equipment. Scheduled maintenance on all equipment throughout the division has been a goal and priority to help keep equipment operating longer and more efficient.

Mr. Robert Sallee,  
*Supervisor of Maintenance*



- Installed numerous HID readers/electronic entry systems throughout the division with assistance from the IT department. The funding for this project was available through a school security grant
- Purchased and installed a new coal auger, and field fabricated a new coal hopper for Rye Cove High
- Certified Contractors removed asbestos tile and Maintenance installed 12 x 12 VCT floor tile and carpet for approximately 7,800 square feet of new flooring for Gate City High and Twin Springs High
- Renovated locker room for Twin Springs High
- Built a new observation tower for the Gate City High band practice field
- Maintenance Department removed the old steps and installed the new contractor fabricated steps for the side entrance at Twin Springs High
- Assisted contractors with the removal and installation of the weld pipe main steam line header for Rye Cove High coal fired steam boilers
- Built a new covered shelter area for the playground at Shoemaker Elementary
- Pressure washed, sealed, and painted the visitor side bleachers at Gate City High football stadium as a follow up to the structural repairs completed by contractors
- Installed new electrical circuits for a new CAD and cosmetology classroom at the Career & Tech Center
- Assisted architects and contractors on installing approximately 25,000 square feet of new roofing at Hiltons Elementary, Career & Tech Center, and Weber City Elementary
- Installed a new heating unit for the main entrance at Nickelsville Elementary
- Installed duct work for the existing AC unit in the IT server room
- Installed new coal-storage hoppers for Duffield Primary and Weber City Elementary
- Completed the first year measurement and verification for the performance contracting project, the school division exceeded the savings that was projected

# Career and Technical Center

Scott County School's Economic and Personal Finance classes again were recognized as a Blue Star Schools for having students achieve a combined 90% pass rate for the WISE certification test.

Scott County Career and Technical Center was recognized as one of the top ten best performing high school for the 2016 school year. This also recognizes Rhonda Kilgore, Melanie McMurray and Justin Seaver for their excellent work in teaching financial literacy to the students in Scott County.



Career & Technical Education



Ralph Quesinberry,  
Supervisor of Career & Technical Education



THE ELEVEN STANDARDS OUTLINED IN THE CTE ANNUAL PERFORMANCE REPORT FROM THE VIRGINIA DEPARTMENT OF EDUCATION	SCOTT COUNTY STUDENTS	STATE ATTAINMENT RATE
Students who have completed a CTE program and were also enrolled in an academic course will attain a passing score on the end-of-course test in Reading.	99.12%	69%
Students who have completed a CTE program and were also enrolled in an academic course will attain a passing score on the end-of-course test in mathematics.	99.56%	66%
Students who attained 80% of the essential competencies on the state provided industry-validated competency list.	99.12%	87%
Student completers who participated in a State recognized credentialing test.	92.07%	58%
Student completers taking and passing a State recognized credentialing test.	81.82%	77%
Students who completed a CTE program and graduated from secondary education.	97.84%	93%
The number of CTE students who earned an Advanced Studies Diploma or a Standard Diploma.	94.71%	89%
Students who successfully transitioned from secondary school to employment, military or further education.	98.86%	91%
The response rate to the Career and Technical Education Student Follow-Up Survey for 2015-2016.	85.21%	75%
The Total enrollment rates in the state-identified courses for nontraditional career preparation of the gender that comprises less than 25%	37.84%	29%
The total completion rate in the state-identified courses for nontraditional career preparation of the gender that comprises less than 25%.	50.52%	25.5%

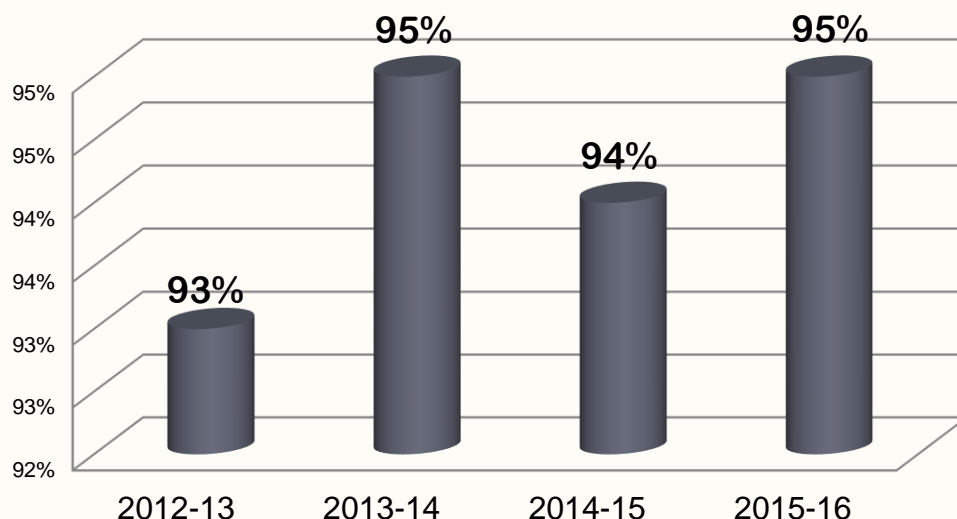
# Standard & Advanced Diplomas



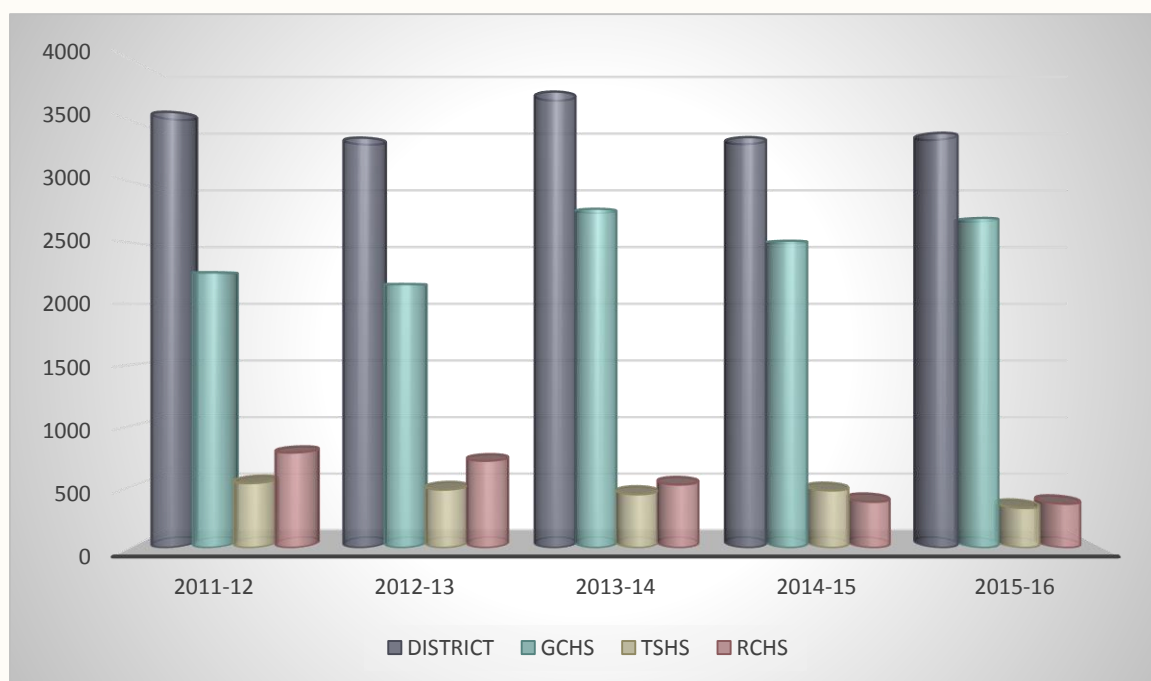
Challenging  
Our Students



Jennifer Frazier,  
Secondary Supervisor  
& Food Service Supervisor



## DUAL ENROLLMENT HOURS TAKEN BY SCOTT COUNTY STUDENTS





# Community & Family Involvement

10





# Scott County School Board

K.C. Linkous,  
*Clerk of the Board*

Beverly Stidham,  
*Deputy Clerk of the Board*

David M. Templeton      District 1  
592 Little Valley Road  
Gate City, VA 24251  
276-386-2908 (H)  
[david.templeton@scottschools.com](mailto:david.templeton@scottschools.com)

William R. Quillen, Jr.      District 4  
P.O. Box 983  
Gate City, VA 24251  
276-386-9303 (H)  
[bill.quillen@scottschools.com](mailto:bill.quillen@scottschools.com)

L. Stephen Sallee      District 2  
3725 Lunsford Mills Road  
Hiltons, VA 24258  
276-386-3301 (H)  
[steve.sallee@scottschools.com](mailto:steve.sallee@scottschools.com)

Gail L. McConnell      District 5  
5875 River Bluff Road  
Fort Blackmore, VA 24250  
276-467-2259(H)

Linda Gillenwater      District 3  
194 Tractor Drive  
Gate City, VA 24251  
276-479-4124 (H)  
[linda.gillenwater@scottschools.com](mailto:linda.gillenwater@scottschools.com)

Larry L. Horton      District 6  
12142 Fairview Road  
Blackwater, VA 24221  
276-490-2810 (H)  
[larry.horton@scottschools.com](mailto:larry.horton@scottschools.com)

In compliance with the Executive Order 11246; Title II of the Education Amendments of 1976; Title VI of the Civil Rights Act of 1972; Title IX Regulation 1964 and Implementing Education Amendments of 1972; Section 504 of the Rehabilitation Act of 1973; the Genetic Information Nondiscrimination Act (GINA) of 2008 and all other Federal, State, School rules, laws, regulations, and policies, Scott County Public Schools shall not discriminate on the basis of race, color, religion, national origin, political affiliation, gender/sex (including pregnant and parenting students), age, marital status, disability, or genetic information in any educational program including vocational education for career and technical students, daily activities or extra-curricular activities, or the admission to such programs or activities, and provides equal access to the Boy Scouts and other designated youth groups.

El Distrito Escolar Scott County no discrimina por motivos de raza, religión, color, origen nacional, género, sexo (incluyendo a las mujeres embarazadas y padres), edad, estado civil, información genética, discapacidad, o edad en la prestación de servicios de educación, actividades y programas, incluyendo programas vocacionales, de acuerdo con el Título VI de los Derechos Civiles la Ley de 1964, según enmienda, Título IX de las Enmiendas Educativas de 1972, y la Sección 504 de la Ley de Rehabilitación de 1973, según enmendada. El Coordinadora del distrito del Título IX, Brenda Robinette, La Coordinadora de las Sección 504 es la, Jason Smith.